



# The FixturLaser Laser Kit

Laser shaft alignment designed and built for mechanics has finally reached a price level where you can say it has become available for everyone. Low cost is traditionally known as giving up on either usability or quality, not both. Not this time.

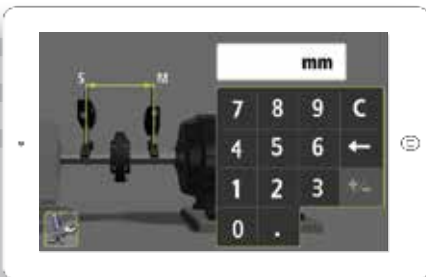
The FixturLaser Laser Kit consists of two wireless sensor units utilizing two line lasers. The use of line lasers simplifies the setup process minimizing setup time. To make it even easier the sensors come pre-mounted on its fixtures and pre-set to the most common setup.

The software runs on a tablet, or phone, guiding the user through the entire alignment process. The user interface is entirely graphical and uses no text, no language barriers to overcome. The software leaves you without any doubt how your machine is aligned and when your job is completed. Reporting is automatic and contains all relevant information.

As you can see, the FixturLaser Laser Kit has all the basic functionality you can expect from an entry level laser shaft alignment system. The technical platform which the system is built upon is common with our most successful and reliable product providing for a long and trouble-free operation.



## How it works!



Enter the dimensions.




Rotate the sensors to the 9:00 position and press the measurement icon.



Rotate the sensors to the 12:00 position. Press the measurement icon again to take the second measurement.



Rotate the sensors to 3:00, measure. The results will be displayed on screen.



Correct vertically then press the "live reading icon"...



...to correct horizontally with live values. Verify your corrections by remeasuring.



# FixturLaser

Brand of ACOEM

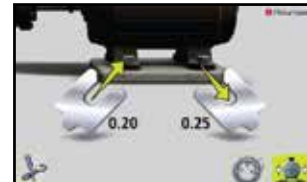
## Adaptive User Interface

The adaptive user interface will guide you throughout the measurement and alignment process. Our adaptive user interface is based on icons and symbols, thus eliminating any language barriers.



## Vertical Moves

The function – VertiZontal Moves – you only have to measure once before making the required vertical and horizontal adjustments. The VertiZontal moves is an innovative and time-saving features.

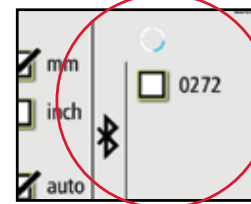


## Pre-mounted sensors

The sensors comes pre-mounted on its fixtures and pre-set to the most common setup.

## Auto Connection via Bluetooth

The sensors will automatically be connected as soon as the app starts!



The Fixturlaser Laser Kit was designed to be used with the free Laser Kit App!

Download it here!



### What's included:

1 pcs Fixturlaser M5, 1 pcs Fixturlaser S5, 2 pcs V-bracket complete with chain, 1 pcs Tape measure 5 m, 1 pcs Power Supply 1USB-port 5 VDC, 1 pcs Cable Y-splitter USB A-micro B, 1 pcs Rod tool

P-0273-GB-Fixturlaser Laser Kit 2015  
Specifications subject to change without notice. 20190726

 **Fixturlaser**  
Brand of ACOEM

 **acoem**

ACOEM Sweden  
Box 7 SE-431 21 Mölndal  
Sweden

+46 31 706 28 00  
info@fixturlaser.com

fixturlaser.com

ACOEM Australia  
(Head Office)  
1492 Ferntree Gully Road  
Knoxfield VIC 31080  
Melbourne Australia

+61 (0)488 915 556  
email@ecotech.com

ecotech.com/smart-industry